



January 2019

Budget

Eroded services in the state budget

Wendy Patton

Introduction

Many Ohio communities have weak economies.¹ Poverty in the state is high, at 14.9 percent in 2017,² higher than the 13.3 percent in 2006, before the recession. Between 184,000 and 198,000 Ohioans live in extreme poverty, defined as living on less than \$2 a day.³ Yet Ohio policymakers have reduced investment in some important human services. This report looks at state funding for several programs that serve hundreds of thousands of Ohioans, but leave many struggling people and families behind.

Many human services in Ohio are funded by a partnership between the state and local government and delivered by counties. In seven state agencies, federal and state dollars flow to local government for this purpose: the departments of Aging, Developmental Disabilities, Health, Job and Family Services, Mental Health and Addiction Services, Medicaid and “Opportunities for Ohioans with Disabilities,” the former Rehabilitation Services Commission. Funding for Medicaid expansion, which is mostly from the federal government, brought billions of federal dollars for health services to Ohio, making people healthier and the health system stronger. But inflation and cuts have reduced state support for other human services.

State investment through the General Revenue Fund (GRF) has fallen slightly, adjusted for inflation, over the past 10 years. Policymakers sent increased tax revenues from economic recovery to income tax cuts; to tax breaks for special interests, which increased by 18.5 percent (inflation-adjusted) since 2011, and to the state rainy day fund. Restoring state funding for services cut deeply in the recession is a harder job now because revenue sources have been cut and unappropriated funds stashed away for future use.

This report looks at human services in which state GRF dollars have fallen. Ohio funds less than a third of public child care aid with state dollars, and restricts eligibility: only one state has a lower income eligibility.⁴ Home visiting programs for pregnant women and mothers can reduce infant mortality – a serious concern in Ohio, with high infant mortality rates – but less than 5 percent of Ohio’s eligible families benefitted from this service in 2016.⁵ State aid to county human service agencies has fallen, even as state revenue sharing for county operations has been slashed and tax reimbursements to human service levies phased out, stretching local social service resources and staffing in meeting needs.

Lawmakers have an opportunity to do better for Ohio families in the upcoming budget. Governor DeWine’s campaign platform included raising income eligibility in the public child care program to help more working families and increasing the number of pregnant women or mothers benefitted through home visiting.⁶ This is a good place to start, but many more eroded services should be restored.

¹ Ferenchek, Mark and Williams, Mark, “The great divide: Many Ohio towns left behind despite strengthening economy,” Columbus Dispatch, December 16, 2018 at <https://bit.ly/2ADXngy>

² American Factfinder, 2017 1 year estimate.

³ Ahern, Joseph, “Extreme Poverty in Ohio: How Many People in Ohio Live on Less than \$2.00 Per Day?” Center for Community Solutions, April 4, 2016.

⁴ “Overdue for investment: State child care assistance policies in 2018,” National Women’s Law Center, November 2018 at <https://bit.ly/2SKMtg1>

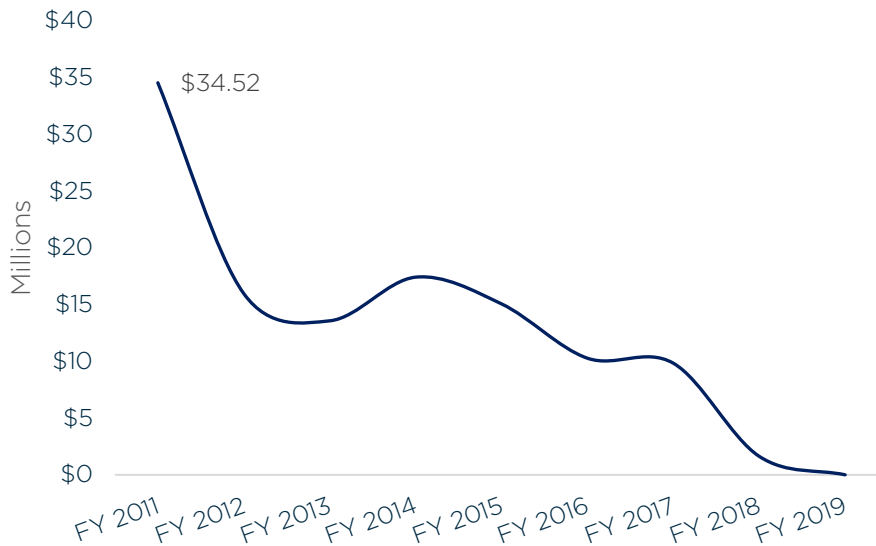
⁵ Social determinants of infant mortality, Health Policy Institute of Ohio, December 2017 at <https://bit.ly/2SQbRRG>

⁶ DeWine & Husted, “Vision for Ohio’s Future,” Early Childhood Development at <https://www.mikedewine.com/kids/>

Disability financial assistance

In the 1980s and 1990s, state General Assistance Programs provided a safety net for very poor single adults. In 1995 this program was drastically reduced and limited to those in extreme poverty with a disability. This became the Disability Financial Assistance Program.⁷ This new program was ended in the budget for 2018-19 (Chart 1).

Chart 1
Disability Financial Assistance Funding
(adjusted for inflation, 2018 dollars, in millions)



Source: Policy Matters Ohio, based on Ohio Legislative Service Commission Budget in Detail. Inflation adjusted with CPI-U (1982-84=1.00)

The program has ended, but the need has not. In December 2017 there were 42,000 disabled Ohioans who could not work waiting for approval of their application for Social Security Disability Insurance. On average, they waited about 19 months.⁸ The logjam is federal, but the state disability financial assistance program helped the poorest Ohioans during this long wait for federal approval. The federal government reimbursed the state for the assistance when beneficiaries were approved.⁹

Disability financial assistance provided cash payments to staggeringly poor people, with income up to 12 percent of the federal poverty level (about \$1,447 annually for an individual and about \$1,949 for a two-person household in 2017) who were unemployable due to physical or mental impairment and ineligible for other public assistance programs (like Ohio Works First cash assistance program, which is only for households with children). The Disability Financial Assistance program provided a miniscule maximum cash grant of \$115 per month for a single individual and \$159 for a couple or family.¹⁰

⁷ Frech, Rose, "What Happened to General Assistance in Ohio?" Center for Community Solutions, August 12, 2016. <https://www.communitysolutions.com/what-happened-to-general-assis/>

⁸ Zeltner, Brie, "Wait for a Social Security disability decision drags on months - and years - for many Ohioans," The Plain Dealer, December 17, 2017 at <https://bit.ly/2AC7a6W>

⁹ Blaine, Nicholas, and Justin Pinsker, "LSC Analysis of Executive Budget: Department of Job and Family Services," Legislative Service Commission ("redbook " for the 2018-19 budget) March 2017 at <https://bit.ly/2RjnhAz>

¹⁰ Id.

The Kasich Administration asked the legislature to end this program because they expected a new information technology system in the agency that serves people with illness and /or disability, called “Opportunities for Ohioans with Disabilities” to expedite approvals at the state level.¹¹ Regardless of improvements at the state level the wait time for hearings has increased at the federal level, with an average wait of 16.5 months in Ohio in 2018, about 18 percent longer than in 2014 (Table 1).

Table 1						
Average months waiting for Social Security Disability Insurance determination						
	Nov-14	Nov-15	Nov-16	Nov-17	Nov-18	
Akron	16.0	15.5	16.0	18.0	16.0	
Cincinnati	16.0	19.0	19.0	19.5	19.5	
Cleveland	14.0	16.0	14.0	16.0	14.5	
Columbus	13.5	16.5	18.0	19.0	18.0	
Dayton	12.0	14.0	14.0	17.0	17.0	
Toledo	12.5	11.0	12.5	17.0	14.0	
Average	14.0	15.3	15.6	17.8	16.5	

Source: Policy Matters Ohio, based on Social Security Administration, Average wait time until hearing held report, November 2018 at https://www.ssa.gov/appeals/DataSets/01_NetStat_Report.html

In FY 2017, the program served 6,000 people.¹² Wait times are getting longer in Ohio, not shorter, regardless of state improvements. The federal government reimburses the state for the support after approval is granted. The state saved no money and likely plunged thousands into extreme poverty by eliminating the Disability Financial Assistance program.

Ohio works first cash assistance

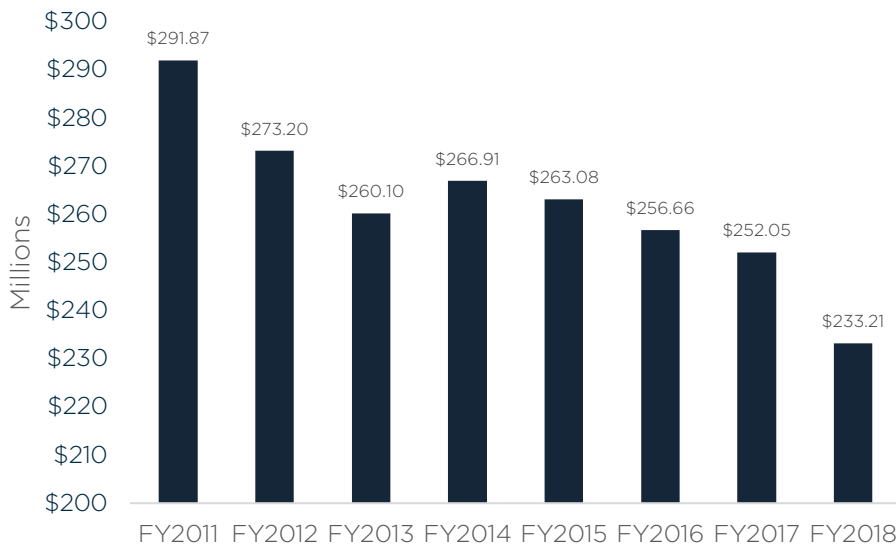
Ohio’s cash assistance program, “Ohio Works First,” (OWF) provides aid to families with children in deep poverty. It also supports children living with foster families or in the child protective system. A family of three has to make less than \$10,390 a year to qualify. At least half of participants in a county program must work or volunteer 30 hours a week.

Poverty in Ohio rose during the recession and at 14.9 percent in 2017, has yet to decline to the pre-recession level of 13.3 percent in 2006. Yet Ohio’s support of the most basic of safety net services – cash assistance through OWF - has fallen by 20 percent since 2011, a decline of \$58.5 million (Chart 2).

¹¹ Ohio Office of Health Transformation, “Simplify Eligibility Determination” at <https://bit.ly/2Qv6WDD>

¹² Borschardt, Jackie, “Ohio budget bill ended cash assistance program for people with disabilities,” Cleveland.com, August 7, 2017 at <https://bit.ly/2M0hpGg>

Chart 2
State funding for cash assistance for low-income families
Adjusted for inflation, 2018 dollars, in millions



Source: Policy Matters Ohio, based on Ohio Legislative Service Commission’s historical expenditure tables (Table 3: GRF, LPEF and LGF expenditures). Includes dollars for cash assistance through TANF and Disability Financial Assistance). Inflation adjustment based on CPI-U (1982-84=1.00).

The number of people in poverty helped by Ohio Works First has dropped by 86 percent for adults since 2011 and by 52 percent for children. In June 2018, the last month for which data was available, 8,633 adults and 76,522 children received assistance through OWF.¹³ The economy has improved, but the state’s stubbornly high poverty rate indicates the recovery has not reached all of Ohio.

A 2013 state study of the program across Ohio’s counties found strict enforcement of work requirements in some places contributed to the sharp decline in aid to adults.¹⁴ In addition, Ohio restricts federally-funded cash assistance to 36 months, although the federal funds can be given for up to 60 months. Ohio gives few hardship exemptions, which can extend the period of aid, and could give more to help more families.¹⁵

Many who need help the most do not get it. Nationally, just 23 of 100 eligible families receive cash assistance, far fewer than in 1996, when it reached 68 of 100 eligible families.¹⁶ Researchers estimate that 191,000 Ohioans live on \$2 a day or less¹⁷ - a level of deep poverty applied in the evaluation of underdeveloped nations¹⁸ - yet expenditures on cash assistance have plummeted. Despite high need, Ohio has unutilized TANF funds estimated at more than a half billion dollars.¹⁹

¹³ “Public Assistance Monthly Statistics,” Ohio Department of Job and Family Services at http://jfs.ohio.gov/pams/PAM-2018-Reports/PAMS-2018_06.stm

¹⁴ Britton, Tara and Lusheck, Brie, “Majority of Ohioans living in deep poverty don’t receive cash assistance: Temporary Assistance for Needy Families in Ohio,” Center for Community Solutions, October 1, 2018 at <https://bit.ly/2CZfPSa>

¹⁵ Ibid

¹⁶ Floyd, Ife, Burnside, Ashley and Schott, Liz, “ TANF reaching few poor families,” Center on Budget and Policy Priorities at <https://bit.ly/2Axnpr>

¹⁷ Ahern, Op.Cit.

¹⁸ The World Bank at <https://www.worldbank.org/en/topic/poverty/overview>

¹⁹ Britton and Lusheck, Op.Cit.

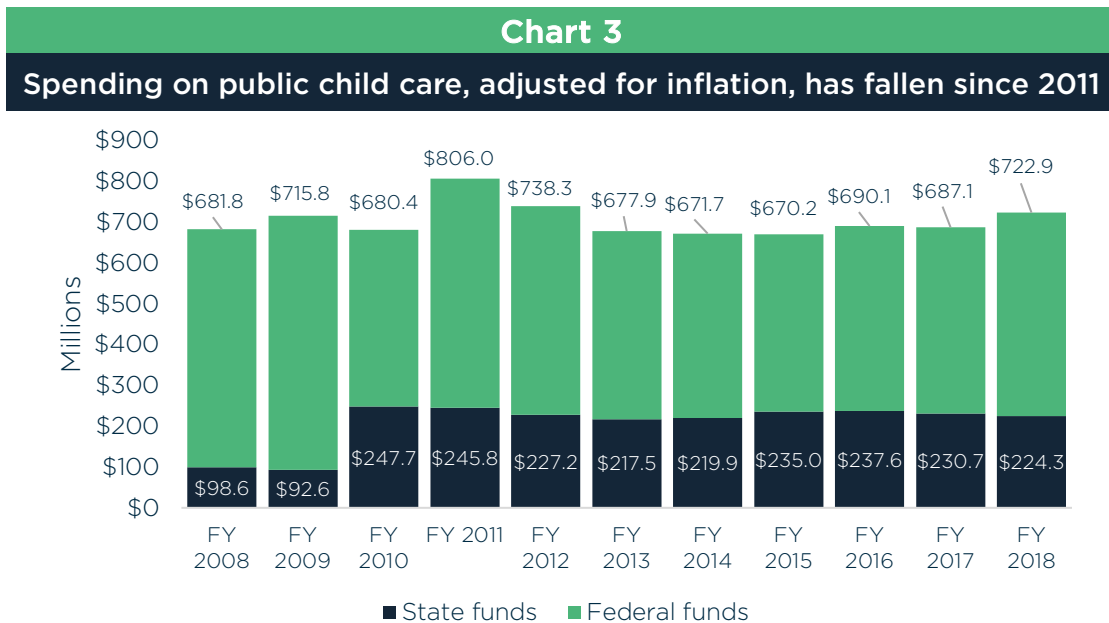
Benefits under the program are modest to say the least – just \$203.58 per person per month, meaning a single parent with one child would receive just \$4,885.92 per year in cash.²⁰

Benefits should be increased to help families get back on their feet. There are many other policy improvements Ohio should implement to find more families who need the aid and to help them succeed in the program and get back on their feet. Every penny should be used each year to provide direct aid to as many people as possible. There should be no unspent funds in a state where there is so much need.

State-funded child care

High-quality early childhood education has life-long benefits for children, like higher rates of graduation and better wages. It has also been found to reduce interaction with the criminal justice system and social welfare spending.²¹ As a state program, it addresses needs of two generations, providing children with a good foundation for life and allowing parents in low-paid jobs to continue to work.

In the current two-year budget, funding for the state’s primary public child care program is anticipated to increase (assuming estimates for 2019 prove true).²² Over time, however, state and federal funding has dropped. The problem is the long term trend. Between 2011 and 2018, state and federal dollars invested in the public child care program dropped by \$83.1 million, an overall decline of 10.3 percent (Chart 3).



Source: Policy Matters Ohio, based on e-mailed data from the Ohio Department of Job and Family Services and the Ohio Legislative Service Commission Budget in Detail. State sources include Agency Line Items 600413 and 600535; federal sources include 600671 - Child Care and Development Block Grant and 600689, TANF block grant. Inflation adjustment based on, CPI-U (1982-84=1.00). Spending in millions.

²⁰ <https://jfs.ohio.gov/factsheets/owf.pdf>

²¹ “State and district early childhood education programs,” Washington State Institute of Public Policy, December 2017, <http://wsipp.wa.gov>

²² The state has not provided an update of the TANF spending plan since March 9, 2017, so actual expenditures on public child care are highly uncertain. Underspending of both federal and state funds has occurred in early care and education programs in both the Ohio Department of Job and Family Services and Education. See Patton, Wendy, “2018-2019 Post Budget Bite: Public Childcare and Early Education,” Policy Matters Ohio, November 2019 at <https://bit.ly/2skg2JG>

Only one state (Indiana) makes it harder to get public child care aid. Families that make more than 130 percent of poverty cannot be accepted into Ohio's program (although those who get in at or below that very low level of income may stay in as their income rises.) Adjusted for inflation, the level of income for initial eligibility is lower today – at \$27,024 for a family of three – than in 2009, when a family of three could make \$37,611 in 2018 dollars.

State payments to child care providers who serve the program are so far below the market level that many preschools will not participate. The low market rates can hurt quality. The state has developed quality standards, but fewer providers are meeting those standards than anticipated because rates are too low to support required upgrades.²³

Ohio's economy is producing low wage jobs: six of the state's ten largest occupational groups leave a family of three eligible for, and needing, public aid.²⁴ Work supports like child care are essential to families. After years of inadequate support, the cost of program improvement to meet need will be high.

Help me grow home visiting

Home visiting is a voluntary program designed to help pregnant women and mothers. A nurse, social worker or community health worker visits the homes of vulnerable families (typically once a month) starting while the mother is still pregnant and continuing through the first few years of the child's life. It has been found to be an effective way of reducing infant mortality²⁵ – babies not making it to their first birthday – a serious problem in Ohio.

Ohio's overall infant mortality rate of 7.2 deaths per 1,000 live births is 20 percent higher than the national objective of 6.0. Ohio's record is particularly shameful for black babies – second highest in the nation²⁶ at 15.6 per 1,000, almost three times as high as the 5.2 per 1,000 of white babies that don't survive to their first birthday.²⁷

In 2017, only 9,612 families were served by Help Me Grow in Ohio,²⁸ a smaller number than in 2016, when only about 4.7 percent of eligible families were reached by the program.²⁹

State funding for this service is anticipated to rise by about 1.2 percentage points over the expected rate of inflation in the current, two-year budget for 2018-19 compared to the prior, two-year budget (expenditures are estimated for 2019). This is a tiny step in the right direction. Over time, however, outright and inflation-related cuts to "Help Me Grow" have been significant. Adjusted for inflation, the program has lost \$18 million since 2006 across four budget lines (Chart 4). Funding rose in 2014 but fell by \$5.6 million by 2018, adjusted for inflation, a drop of 17 percent.

²³ Swigart, Josh and Kelley, Jeremy P. "New rules in Ohio could close some child care businesses," Dayton Daily News, December 16, 2018 at <https://bit.ly/2TjZFZ2>

²⁴ Halbert, Hannah, Throughout Ohio many common jobs pay poverty wages, Policy Matters Ohio, May 1, 2017 at <https://bit.ly/2l8LnJ1>

²⁵ A new approach to reduce infant mortality and improve equity, Health Policy Institute of Ohio, December 2017 at <https://bit.ly/2skVAIO>

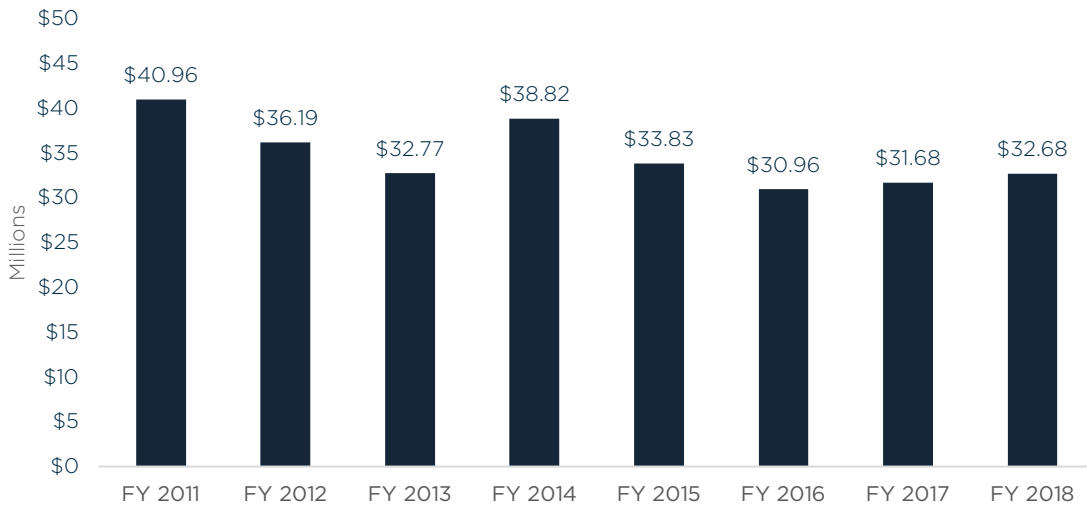
²⁶ Zeitner, Brie, "Ohio infant deaths in 2017 the second lowest on record; disparity rises," Plain Dealer, December 6, 2018 at <https://bit.ly/2QpJWL1>

²⁷ 2017 Infant Mortality Data, Ohio Department of Health at <https://bit.ly/2QTEMXL>

²⁸ Race and Equity Report, Section 1: Breaking Ground for Success, GroundWork Ohio at <https://bit.ly/2H1kOWJ>

²⁹ Social Determinants in Infant Mortality, Health Policy Institute of Ohio, Op.Cit.

Chart 4
State spending on Help Me Grow
Adjusted for inflation (includes federal dollars), in millions



Source: Policy Matters Ohio, based on Ohio Legislative Service Commission Budget in Detail (includes funding from state TANF spending plans and from Agency Line Items 440459, 322420 and 322421). Adjusted for inflation using CPI-U (1982-84=1.00).

Governor DeWine’s campaign promise to triple home visiting is much needed. However, even tripled, the program will reach less than 15 percent of eligible families. This illustrates the difficulty of restoring eroded programs to the scale needed in Ohio.

Kinship care incentive funding

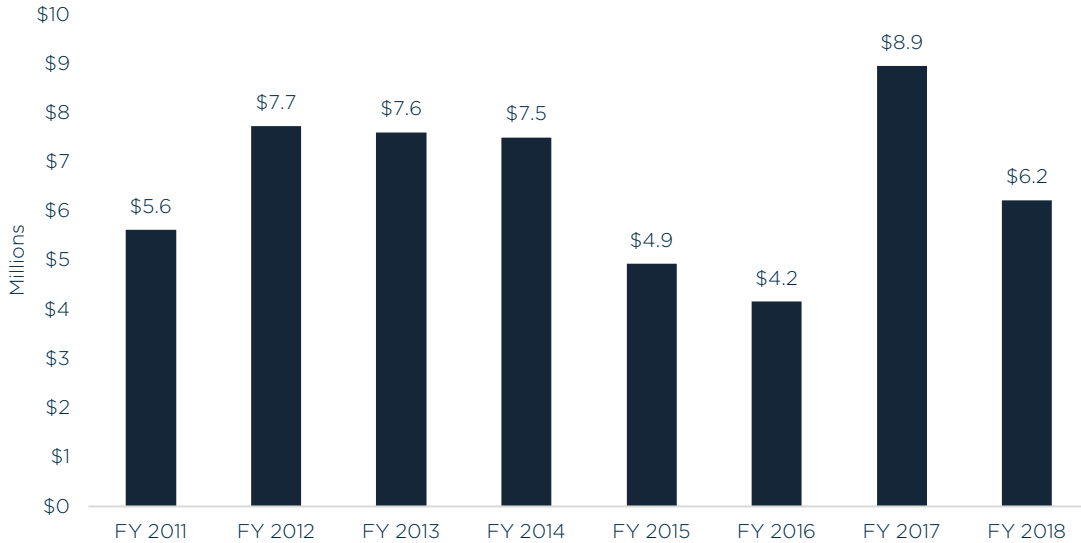
Another program funded in part by TANF dollars supports families who take in children of relatives who may otherwise be placed within the foster care system. Grandparents, siblings, aunts and uncles take in young relatives whose parents are unable to care for them, a problem that has increased with the drug epidemic. About 100,000 grandparents are raising their grandchildren in Ohio right now and more than 7,100 children are supported by the state Kinship Permanency Incentive program.³⁰ An estimated 113,000 Ohio children are living with kin.³¹ The program serves kinship caregivers with incomes up to 300 percent FPL and who have legal custody of a relative’s children.

Funding for the Kinship Care Incentive Program has bounced up and down since 2011 (Chart 5) but has fallen since 2006 on an inflation-adjusted basis. Additional funds for kinship care child care were appropriated but remain mostly unused. A bill to boost kinship care with flexible GRF funding to help caregivers find services and support was passed by the House in 2018 but not by the Senate.

³⁰ Public Children’s Services Association of Ohio, Kinship care web page at <http://www.pcsao.org/programs/kinship>

³¹ Kuhlman, Mary, “Kinship care: the burden of a blessing,” Cleveland Scene, December 20, 2018 at <https://bit.ly/2sfLdGO>

Chart 5
Kinship Care Incentive Program funding in Ohio
(Adjusted for inflation, 2018 dollars, in millions)



Source: Policy Matters Ohio, based on Ohio Legislative Service Commission Budget in Detail. Includes TANF dollars (ALI 600689) and also the JFS Kinship Care Incentive Line 600641.

Lawmakers earmarked an additional \$15 million from the TANF program to create a kinship care child care program in the 2018-19 budget, which is not reflected in Chart 7 because little of the money has been spent. The program itself was not implemented until May, near the end of state fiscal year 2018, and less than \$400,000 has been used.³² In part, this is because TANF dollars are restricted in use by federal rules. Some grandparents or other family members who took in toddlers or babies earned more than the federal income ceiling under TANF but not enough to afford child care for the children while they worked. The money has not been well utilized because of federal income restrictions.³³ This highlights the problem of over-reliance on federal funds. State lawmakers should have provided flexible GRF funding to meet the needs of this group, but instead used federal funds which were guided by rules that do not work for this particular situation.

In 2018 the Ohio House passed House Bill 126, which appropriated \$5 million in GRF funds to establish a program to help kinship care families navigate the complex system of public assistance available to them and connect with local resources. Funding of such a program can be used to draw down federal dollars: the Family First Prevention Services Act provides a 50:50 match for statewide kinship navigator programs that meet federal criteria. The bill was introduced in the Senate and referred to committee, but did not move beyond that in the 132nd General Assembly. Sponsors in the new General Assembly will need to renew efforts to get funding for this important program.

³² Ibid.
³³ Ibid.

Child support administration

Over a quarter of households with children in Ohio are headed by single parents.³⁴ Single-parent households are much more likely to be low-income in Ohio, with about 33 percent making under \$25,000 a year compared to only 6 percent of married households.³⁵ Child support is a major anti-poverty program.³⁶

In Ohio, child support is administered at the county level. County agencies called child support enforcement agencies (CSEA) are on the front lines, collecting and disbursing over \$1.8 billion in child support payments per year for more than 1 million children in Ohio.^{37 38} These agencies initiate and maintain cases, locate absent parents, establish paternity and support levels, adjust support obligations, and collect, allocate, and disburse support payments. CSEAs are funded through local, state and federal sources.

The Federal Deficit Reduction Act eliminated the use of incentive funds to draw down federal child support administration dollars starting in 2008. Incentives are earned by state performance and Ohio allocates the funds to the counties. Prior to the Deficit Reduction Act counties could use the earned incentives as local match to draw down additional federal funds. Incentives are still earned by state performance and allocated out to the counties, but they can no longer use the incentive dollars to draw down additional federal dollars. State GRF dollars were provided in 2008-09 to backfill for the loss of federal funds, but lawmakers did not maintain this funding over time.

Funding in the two-year 2018-19 budget period was reduced by \$986,576 compared to the prior, two-year budget, a cut of 2.1 percent (not adjusted for inflation).³⁹

Long term cuts have been far deeper, when inflation is factored in. On an inflation-adjusted basis, CSEAs have lost \$15.6 million in annual funding, a drop of 39.5 percent, since 2008, when the state tried to compensate for the loss of federal funds.

³⁴ "Households and Families: 2017 American Community Survey 1-Year Estimates," American FactFinder, United States Census Bureau, <https://factfinder.census.gov>

³⁵ "Income in the past 12 months (in 2017 inflation-adjusted dollars): 2017 American Community Survey 1-Year Estimates," American FactFinder, United States Census Bureau, <https://factfinder.census.gov>

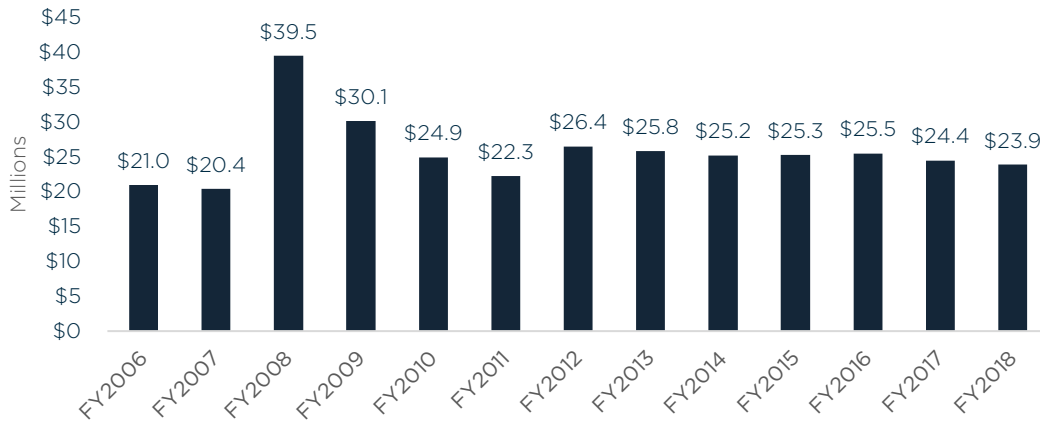
³⁶ Berger, Lawrence M., "A New Safety Net for 21st-Century Families," *Bold Visions: Blueprints for Ending Poverty*, Pathways Magazine, Stanford Center on Poverty & Inequality, Spring 2017, p. 23.

³⁷ Blaine, Nicholas, and Justin Pinsker, "LSC Analysis of Executive Budget: Department of Job and Family Services," Legislative Service Commission, March 2017.

³⁸ "Child Support," Ohio Department of Job and Family Services Fact Sheet, June 2017, <http://jfs.ohio.gov>.

³⁹ Ohio Legislative Service Commission, Budget in detail for House Bill 49 (actual expenditures for 2016-2018 and updated 2019 appropriations).

Chart 6
State support for local Child Support Enforcement Agencies
(Adjusted for inflation, 2018 dollars, in millions)



Source: Policy Matters Ohio, based on Ohio Legislative Service Commission Budget in Detail. Inflation adjustment based on CPI-U (1982-28=1.00)

House Bill 366 of the 132nd General Assembly modified Ohio’s child support laws. As a result, the Ohio Legislative Service Commission (LSC) anticipates that Child Support Enforcement Agencies (CSEA) could face new costs related to staff training and modifications of existing child support orders,⁴⁰ – even as the state line item to assist with such cuts has been reduced.

Summary

Ohio lawmakers have reduced state investment in programs to support struggling families, instead spending the money on tax cuts, tax breaks and growing the state rainy-day fund. The five programs described here are not the only eroded human services. Ohio has also made cuts in the Senior Community Block Grant program, the Alzheimer’s respite program, case management funding for county developmental disability boards, Public Health Laboratories, operational funds for the Office of Family Assistance, and others. Human services in Ohio have been cut, eroded, and backfilled with federal funds that come with federal restrictions that in some cases curtail use for Ohio needs.

The new administration has the opportunity to do better, and Governor-elect DeWine’s campaign platform specifically cited areas in which investment would be boosted. However, over-reliance on federal funding and years of erosion by inflation make rebuilding services a heavy lift.

The new governor should use his influence to pass legislation like the Kinship Care Navigator program which languished in the 132nd General Assembly. Additional funding with flexible state dollars will allow the state to make rules that fit the needs of Ohio families. The budget for 2020-21 should restore a partnership with local governments, including increasing state support for important county human service agencies.

⁴⁰ Fiscal note on HB 366 at <https://www.legislature.ohio.gov/download?key=9845&format=pdf>

There will be a significant cost to restore investment in public child care to improve quality and increase access. The state should increase its own investment in early care and education, instead of relying heavily on federal funding. Revenue for investment can be raised in part by closing tax loopholes: The state foregoes \$9 billion in tax breaks annually, and this spending grew by 18.5 percent since 2012, as funding for human services declined. It can be raised by taxing new growth components of the economy, like fracking, internet retail and Airbnb, and by restoring the top bracket of the state personal income tax.

Ohio can use its TANF dollars better through increased outreach to families at the point of disaster – to those who are homeless, facing eviction, or otherwise found to be in danger of extreme poverty. TANF funding to counties should be boosted for outreach and expanded services, for increased monthly grants and for programs that help families succeed in the work requirement program.

The elimination of the Disability Financial Assistance Program did not eliminate need. Today people are waiting longer for a determination than five years ago. A system of support for very poor disabled people should be restored.

Since 2011, when Ohio lawmakers cut the budget deeply instead of replacing federal stimulus dollars with increased state revenues, human service programs described here were cut and have not been fully restored. This is not a comprehensive list: other programs have also been weakened. The new administration faces a heavy lift in rebuilding Ohio's human service infrastructure to serve struggling families. It's time to recognize the task, and start construction.

We are grateful to the Center on Budget and Policy Priorities, the Ford Foundation, the George Gund Foundation, the Raymond John Wean Foundation, the Sisters of Charity Foundation, the Saint Luke's Foundation, and Greater Cleveland Community Shares for support for our work. Thanks to Rob Moore for his work on this paper.